

National Institutional Ranking Framework

Ministry of Education

Government of India

Welcome to Data Capturing System: PHARMACY

Submitted Institute Data for NIRF'2023'

Institute Name: KVSr SIDDHARTHA COLLEGE OF PHARMACEUTICAL SCIENCES [IR-P-C-25345]

Sanctioned (Approved) Intake

Academic Year	2021-22	2020-21	2019-20	2018-19	2017-18	2016-17
UG [4 Years Program(s)]	100	100	100	100	-	-
PG [2 Year Program(s)]	45	45	-	-	-	-
PG [3 Year Program(s)]	10	10	10	-	-	-
PG [6 Years Program(s)]	30	30	30	30	30	30

Total Actual Student Strength (Program(s) Offered by Your Institution)

(All programs of all years)	No. of Male Students	No. of Female Students	Total Students	Within State (Including male & female)	Outside State (Including male & female)	Outside Country (Including male & female)	Economically Backward (Including male & female)	Socially Challenged (SC+ST+OBC Including male & female)	No. of students receiving full tuition fee reimbursement from the State and Central Government	No. of students receiving full tuition fee reimbursement from Institution Funds	No. of students receiving full tuition fee reimbursement from the Private Bodies	No. of students who are not receiving full tuition fee reimbursement
UG [4 Years Program(s)]	118	255	373	373	0	0	175	198	228	0	0	145
PG [2 Year Program(s)]	4	29	33	33	0	0	19	14	0	0	0	33
PG [3 Year Program(s)]	1	8	9	9	0	0	1	8	3	0	0	6
PG [6 Year Program(s)]	49	122	171	171	0	0	78	93	74	0	0	97

Placement & Higher Studies

UG [4 Years Program(s)]: Placement & higher studies for previous 3 years

Academic Year	No. of first year students intake in the year	No. of first year students admitted in the year	Academic Year	No. of students admitted through Lateral entry	Academic Year	No. of students graduating in minimum stipulated time	No. of students placed	Median salary of placed graduates(Amount in Rs.)	No. of students selected for Higher Studies
2016-17	100	89	2017-18	0	2019-20	76	13	192000(one lakh ninety two thousand rupees only)	39
2017-18	100	94	2018-19	2	2020-21	59	30	192000(one lakh ninety two thousand rupees only)	25
2018-19	100	82	2019-20	0	2021-22	70	31	200000(two lakh rupees only)	27

PG [2 Years Program(s)]: Placement & higher studies for previous 3 years

Academic Year	No. of first year students intake in the year	No. of first year students admitted in the year	Academic Year	No. of students graduating in stipulated time	No. of students placed	Median salary of placed graduates(Amount in Rs.)	No. of students selected for Higher Studies
2018-19	45	30	2019-20	28	3	180000(one lakh eighty thousand rupees only)	0
2019-20	45	24	2020-21	23	10	240000(two lakh forty thousand rupees only)	0
2020-21	45	25	2021-22	18	15	240000(two lakh forty thousand rupees only)	0

BG [3 Years Program(s)]: Placement & higher studies for previous 3 years

Academic Year	No. of first year students intake in the year	No. of first year students admitted in the year	Academic Year	No. of students admitted through Lateral entry	Academic Year	No. of students graduating in minimum stipulated time	No. of students placed	Median salary of placed graduates(Amount in Rs.)	No. of students selected for Higher Studies
2017-18	10	9	2018-19	0	2019-20	9	2	270000(two lakh seventy thousand rupees only)	0
2018-19	10	3	2019-20	0	2020-21	3	1	360000(three lakh sixty thousand rupees only)	0
2019-20	10	4	2020-21	0	2021-22	4	2	360000(three lakh sixty thousand rupees only)	0

BG [6 Years Program(s)]: Placement & higher studies for previous 3 years


Academic Year	No. of first year students intake in the year	No. of first year students admitted in the year	Academic Year	No. of students graduating in minimum stipulated time	No. of students placed	Median salary of placed graduates(Amount in Rs.)	No. of students selected for Higher Studies
2014-15	30	30	2019-20	29	1	257501(two lakh fifty seven thousand five hundred and one rupees only)	6
2015-16	30	29	2020-21	29	15	365000(three lakh sixty five thousand rupees only)	3
2016-17	30	29	2021-22	29	13	360000(three lakh sixty thousand rupees only)	11

Ph.D Student Details

Ph.D (Student pursuing doctoral program till 2021-22 Students admitted in the academic year 2022-23 should not be entered here.)

		Total Students
Full Time		3
Part Time		4
No. of Ph.D students graduated (including Integrated Ph.D)		
	2021-22	2020-21
Full Time	4	0

PRINCIPAL
V.S.R. SIDDHARTHA COLLEGE OF
PHARMACEUTICAL SCIENCES
VIJAYAWADA-520 010



Part Time	4	6	2
-----------	---	---	---

Financial Resources: Utilised Amount for the Capital expenditure for previous 3 years

Academic Year	2021-22	2020-21	2019-20
	Utilised Amount	Utilised Amount	Utilised Amount
Annual Capital Expenditure on Academic Activities and Resources (excluding expenditure on buildings)			
Library	23650 (twenty three thousand six hundred and fifty only)	429500 (Four lakh twenty nine five hundred)	348727 (Three lakh forty eight thousand seven hundred and twenty seven)
New Equipment for Laboratories	29500 (Twenty nine thousand five hundred rupees only)	250928 (Two lakh fifty thousand nine hundred and twenty eight)	220926 (Two lakh twenty thousand nine hundred twenty six)
Other expenditure on creation of Capital Assets (excluding expenditure on Land and Building)	0 (zero)	263238 (Two lakh sixty three thousand two hundred and thirty eight)	2585734 (Twenty five lakh eighty five thousand seven hundred thirty four)

Financial Resources: Utilised Amount for the Operational expenditure for previous 3 years

Academic Year	2021-22	2020-21	2019-20
	Utilised Amount	Utilised Amount	Utilised Amount
Annual Operational Expenditure			
Salaries (Teaching and Non Teaching staff)	35923758 (Three crore fifty nine lakh twenty three thousand seven hundred and fifty eight)	25226191 (Two crore fifty two lakh twenty six thousand one hundred and ninety one)	29082084 (two crore ninety lakh eight two thousand and eighty four)
Maintenance of Academic Infrastructure or consumables and other running expenditures(excluding maintenance of hostels and allied services,rent of the building, depreciation cost, etc)	11753083 (One crore seventeen lakh fifty three thousand and eighty three)	8706816 (Eighty seven lakh six thousand eight hundred and sixteen)	16104791 (One crore sixty one lakh four thousand seven hundred and ninety one)
Seminars/Conferences/Workshops	384495 (Three lakh eighty four thousand four hundred and ninety five)	399845 (Three lakh ninety nine thousand eight hundred and forty five)	389639 (Three lakh eighty nine thousand six hundred and thirty nine)

PR


Calendar year	2021	2020	2019
No. of Patents Published	1	0	0
No. of Patents Granted	0	0	0

Sponsored Research Details

Financial Year	2021-22	2020-21	2019-20
Total no. of Sponsored Projects	1	0	1
Total no. of Funding Agencies	1	0	1
Total Amount Received (Amount in Rupees)	111000	0	400000
Amount Received in Words	one lakh eleven thousand	Zero	four lakhs

Consultancy Project Details

Financial Year	2021-22	2020-21	2019-20
Total no. of Consultancy Projects	11	0	0



K.V.S.R. SIDDHARTHA COLLEGE OF PHARMACEUTICAL SCIENCES
VIJAYAWADA-520 010.

Total no. of Client Organizations	6	0	0
Total Amount Received (Amount in Rupees)	334570	0	0
Amount Received in Words	Three lakh thirty four thousand five hundred and seventy rupees only	Zero	Zero

CS Facilities: Facilities of physically challenged students

1. Do your institution buildings have Lifts/Ramps?	Yes, more than 80% of the buildings
2. Do your institution have provision for walking aids, including wheelchairs and transportation from one building to another for handicapped students?	Yes
3. Do your institution buildings have specially designed toilets for handicapped students?	Yes, more than 80% of the buildings

Faculty Details


Srno	Name	Age	Designation	Gender	Qualification	Experience (In Months)	Currently working with institution?	Joining Date	Leaving Date	Association type
1	AVS Ravi Sai Nadh	38	Assistant Professor	Male	M. Pharm	161	Yes	29-11-2019	--	Regular
2	Dr A Bharathi	49	Associate Professor	Female	Ph.D	307	Yes	02-11-1998	--	Regular
3	Dr B Anupama	46	Associate Professor	Female	Ph.D	266	Yes	05-04-2010	--	Regular
4	Dr K Naveen Babu	50	Professor	Male	Ph.D	256	Yes	03-07-2010	--	Regular
5	Dr Ch Siva Reddy	45	Professor	Male	Ph.D	198	Yes	13-10-2010	--	Regular
6	Dr V Rama Krishna	58	Associate Professor	Male	Ph.D	390	No	09-08-1996	05-05-2022	Regular
7	G Sudhakar Sai Babu	58	Assistant Professor	Male	M. Pharm	388	No	02-09-1996	26-11-2021	Regular
8	Dr G Ramanaiah	50	Associate Professor	Male	Ph.D	285	Yes	02-11-1998	--	Regular
9	Dr V Karuna Sree	49	Associate Professor	Female	Ph.D	304	Yes	02-11-1998	--	Regular
10	Dr T P Rao	53	Associate Professor	Male	Ph.D	249	Yes	09-10-2006	--	Regular
11	Dr N Kanaka Durga Devi	49	Associate Professor	Female	Ph.D	293	Yes	14-12-2006	--	Regular
12	Dr M Vijaya Lakshmi	42	Associate Professor	Female	Ph.D	210	Yes	13-08-2012	--	Regular
13	Dr D Jyothirmayee	41	Associate Professor	Female	Ph.D	180	Yes	05-07-2007	--	Regular
14	Dr T Sarala Devi	43	Assistant Professor	Female	Ph.D	204	Yes	18-08-2005	--	Regular
15	K Anil Kumar	50	Assistant Professor	Male	M. Pharm	216	Yes	01-06-2006	--	Regular
16	Ch Naga Bhushanam	40	Assistant Professor	Male	Ph.D	168	Yes	19-10-2009	--	Regular
17	Dr I Madhusudhana Reddy	38	Associate Professor	Male	Ph.D	165	No	25-07-2016	05-05-2022	Regular
18	Dr K Saritha	44	Assistant Professor	Female	Ph.D	188	Yes	23-10-2017	--	Regular
19	Dr T Devadoss	43	Associate Professor	Male	Ph.D	140	No	30-10-2017	23-08-2022	Regular
20	Dr G Vijay kumar	47	Professor	Male	Ph.D	264	Yes	27-10-2017	--	Regular



21	Mandava Mahima Swaroopa	29	Assistant Professor	Female	Pharm.D	66	Yes	06-08-2018	--	Regular
22	Anusha Valapa	30	Assistant Professor	Female	M. Pharm	46	No	28-01-2019	30-05-2022	Regular
23	K Viswa Srujani	30	Lecturer	Female	Pharm.D	58	No	15-09-2017	20-07-2022	Regular
24	Sudeepthi Koppaka	34	Assistant Professor	Female	Pharm.D	39	Yes	24-08-2020	--	Regular
25	Dr G Devala Rao	58	Dean / Principal / Director / Vice Chancellor	Male	Ph.D	397	No	01-09-1994	03-02-2022	Regular
26	Dr Buchi Naidu Nalluri	53	Professor	Male	Ph.D	323	No	17-03-2010	10-01-2022	Regular
27	Dr N Lakshmi Sudeepthi	35	Assistant Professor	Female	Ph.D	153	No	02-07-2011	01-05-2022	Regular
28	K Haritha	32	Assistant Professor	Female	M. Pharm	90	Yes	02-01-2015	--	Regular
29	Pulimala Saranya	28	Lecturer	Female	Pharm.D	62	No	06-08-2018	21-05-2022	Regular
30	Dr A Suneetha	45	Dean / Principal / Director / Vice Chancellor	Female	Ph.D	256	Yes	04-02-2022	--	Regular
31	Dr Sk Reehana	35	Assistant Professor	Female	Ph.D	109	Yes	24-03-2022	--	Regular
32	Dr K Ravi Shankar	35	Assistant Professor	Male	Ph.D	118	Yes	02-08-2021	--	Regular
33	O Iswarya	33	Assistant Professor	Female	M. Pharm	44	Yes	02-08-2021	--	Regular
34	Anne Lakshmi Pavani	30	Assistant Professor	Female	Pharm.D	47	Yes	28-08-2021	--	Regular
35	R Triveni	24	Assistant Professor	Female	Pharm.D	1	Yes	01-07-2022	--	Regular
36	T Sarada Mrinalini	30	Assistant Professor	Female	M. Pharm	43	Yes	06-08-2021	--	Regular
37	B V Sindhura	30	Assistant Professor	Female	Pharm.D	37	Yes	28-08-2021	--	Regular
38	K Jareena	23	Assistant Professor	Female	M. Pharm	3	Yes	11-04-2022	--	Regular
39	T Naga Prajwala	24	Assistant Professor	Female	Pharm.D	3	Yes	18-04-2022	--	Regular
40	Dr DSNBK Prasanth	34	Associate Professor	Male	Ph.D	128	Yes	11-05-2022	--	Regular
41	K Lakshmi Samrajyam	24	Assistant Professor	Female	Master of Pharmacy	2	Yes	11-05-2022	--	Regular
42	SLS Mounica Pratyusha	25	Assistant Professor	Female	M. Pharm	8	Yes	12-05-2022	--	Regular
43	R Anusha	26	Assistant Professor	Female	M. Pharm	2	Yes	12-05-2022	--	Regular
44	Dr KNV Chenchu Lakshmi	40	Assistant Professor	Female	Ph.D	169	Yes	23-05-2022	--	Regular
45	K Mrudula	26	Assistant Professor	Female	M. Pharm	4	No	02-08-2021	09-12-2021	Regular
46	K Harshavardhini	27	Assistant Professor	Female	Pharm.D	2	Yes	11-05-2022	--	Regular
47	SK Arifa Begum	41	Assistant Professor	Female	Ph.D	161	Yes	01-06-2022	--	Regular
48	J Sushanth	25	Assistant Professor	Male	M. Pharm	22	Yes	01-06-2022	--	Regular
49	K Pradeepthi	28	Assistant Professor	Female	Pharm.D	38	Yes	03-08-2022	--	Regular

50	K Jyothi	29	Assistant Professor	male	M. Pharm	31	s	25-08-2022	--	Regular
51	L Vinay Sekhar	50	Other	Male	B.P.Ed	264	Yes	16-02-2015	--	Regular
52	P Alekhya	35	Assistant Professor	Female	M. Pharm	64	Yes	04-03-2022	--	Adhoc / Contractual
53	GSN Sai Kumar	27	Assistant Professor	Male	M. Pharm	4	Yes	04-03-2022	--	Adhoc / Contractual
54	DPV Phani Raja Kumar	48	Lecturer	Male	M.Tech	60	Yes	04-03-2022	--	Adhoc / Contractual
55	K Siva Naga Raju	30	Lecturer	Male	M. Phil	64	Yes	04-03-2022	--	Adhoc / Contractual
56	K Nuthan Sai	25	Lecturer	Female	M.A	40	Yes	04-03-2022	--	Adhoc / Contractual
57	CH Venkateswarlu	61	Lecturer	Male	M.Sc.	432	Yes	03-06-2019	--	Adhoc / Contractual
58	M Venkata Ramana	36	Lecturer	Female	M.Sc.	4	Yes	04-03-2022	--	Adhoc / Contractual
59	K Sireesha	25	Assistant Professor	Female	Pharm.D	3	Yes	03-08-2022	--	Regular




 PRINCIPAL
 K.V.S.R. SIDDHARTHA COLLEGE OF
 PHARMACEUTICAL SCIENCES
 VIJAYAWADA-520 010.

National Institutional Ranking Framework

Ministry of Education

Government of India

Welcome to Data Capturing System: PHARMACY

Submitted Institute Data for NIRF'2022'

Institute Name: KVSr SIDDHARTHA COLLEGE OF PHARMACEUTICAL SCIENCES [IR-P-C-25345]

Sanctioned (Approved) Intake

Academic Year	2020-21	2019-20	2018-19	2017-18	2016-17	2015-16
UG [4 Years Program(s)]	100	100	100	100	-	-
PG [2 Year Program(s)]	45	45	-	-	-	-
PG [3 Year Program(s)]	10	10	10	-	-	-
PG [6 Years Program(s)]	30	30	30	30	30	30

Total Actual Student Strength (Program(s) Offered by Your Institution)


(All programs of all years)	No. of Male Students	No. of Female Students	Total Students	Within State (Including male & female)	Outside State (Including male & female)	Outside Country (Including male & female)	Economically Backward (Including male & female)	Socially Challenged (SC+ST+OBC Including male & female)	No. of students receiving full tuition fee reimbursement from the State and Central Government	No. of students receiving full tuition fee reimbursement from Institution Funds	No. of students receiving full tuition fee reimbursement from the Private Bodies	No. of students who are not receiving full tuition fee reimbursement
UG [4 Years Program(s)]	115	259	374	374	0	0	84	143	227	0	0	0
PG [2 Year Program(s)]	5	45	50	50	0	0	23	20	17	0	0	26
PG [3 Year Program(s)]	1	8	9	9	0	0	1	6	7	0	0	0
PG [6 Year Program(s)]	49	128	177	177	0	0	18	61	79	0	0	0

Placement & Higher Studies


UG [4 Years Program(s)]: Placement & higher studies for previous 3 years

Academic Year	No. of first year students intake in the year	No. of first year students admitted in the year	Academic Year	No. of students admitted through Lateral entry	Academic Year	No. of students graduating in minimum stipulated time	No. of students placed	Median salary of placed graduates(Amount in Rs.)	No. of students selected for Higher Studies
2015-16	60	58	2016-17	2	2018-19	60	46	144000(One Lakh Forty Four Thousand)	14
2016-17	100	89	2017-18	0	2019-20	76	13	192000(One Lakh Ninty Two thousand)	39
2017-18	100	94	2018-19	2	2020-21	59	30	192000(One Lakh Ninty Two thousand)	25

PG [2 Years Program(s)]: Placement & higher studies for previous 3 years



 K.V.S.R. SIDDHARTHA COLLEGE OF
 PHARMACEUTICAL SCIENCES
 VIJAYAWADA-520 010.



Academic Year	No. of first year students intake in the year	No. of first year students admitted in the year	Academic Year	No. of students graduating in minimum stipulated time	No. of students placed	Median salary of placed graduates(Amount in Rs.)	No. of students selected for Higher Studies
2017-18	45	40	2018-19	40	28	172000(One lakh seventy two thousand)	0
2018-19	45	30	2019-20	28	3	180000(One lakh eighty thousand)	0
2019-20	45	24	2020-21	23	10	240000(Two lakh forty thousand)	0

PG [3 Years Program(s)]: Placement & higher studies for previous 3 years

Academic Year	No. of first year students intake in the year	No. of first year students admitted in the year	Academic Year	No. of students admitted through Lateral entry	Academic Year	No. of students graduating in minimum stipulated time	No. of students placed	Median salary of placed graduates(Amount in Rs.)	No. of students selected for Higher Studies
2016-17	10	5	2017-18	0	2018-19	5	5	228000(Two lakh twenty eight thousand)	0
2017-18	10	9	2018-19	0	2019-20	9	2	270000(Two lakh seventy thousand)	1
2018-19	10	3	2019-20	0	2020-21	3	1	360000(Three lakh sixty thousand)	0

PG [6 Years Program(s)]: Placement & higher studies for previous 3 years

Academic Year	No. of first year students intake in the year	No. of first year students admitted in the year	Academic Year	No. of students graduating in minimum stipulated time	No. of students placed	Median salary of placed graduates(Amount in Rs.)	No. of students selected for Higher Studies
2013-14	30	30	2018-19	30	22	228000(Two lakh twenty eight thousand)	3
2014-15	30	30	2019-20	29	1	257501(Two lakh fiftyseven thousand five hundred and one rupee)	6
2015-16	30	29	2020-21	29	15	365000(three lakh sixty five thousand)	3

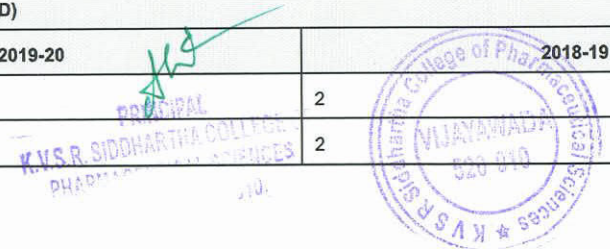
Ph.D Student Details

Ph.D (Student pursuing doctoral program till 2020-21 Students admitted in the academic year 2020-21 should not be entered here.)

	Total Students
Full Time	1
Part Time	1

No. of Ph.D students graduated (including Integrated Ph.D)

	2020-21	2019-20	2018-19
Full Time	0	1	2
Part Time	6	2	2



Financial Resources: Utilised Amount for the Capital expenditure for previous 3 years

Academic Year	2020-21	2019-20	2018-19
	Utilised Amount	Utilised Amount	Utilised Amount
Annual Capital Expenditure on Academic Activities and Resources (excluding expenditure on buildings)			
Library	429500 (Four lakh twenty nine thousand five hundred)	348727 (three lakh forty eight thousand seven hundred twenty seven)	730644 (seven lakh thirty thousand six hundred forty four)
New Equipment for Laboratories	250928 (two lakh fifty thousand nine hundred and twenty eight)	220926 (two lakh twenty thousand nine hundred twenty six)	7209828 (Seventy Two lakh nine thousand eight hundred twenty eight)
Other expenditure on creation of Capital Assets (excluding expenditure on Land and Building)	263238 (two lakhs sixty three thousand two hundred and thirty eight)	2585734 (twenty five lakh eighty five thousand seven hundred thirty four)	17430699 (one crore seventy four lakh thirty thousand six hundred ninety nine)

Financial Resources: Utilised Amount for the Operational expenditure for previous 3 years

Academic Year	2020-21	2019-20	2018-19
	Utilised Amount	Utilised Amount	Utilised Amount
Annual Operational Expenditure			
Salaries (Teaching and Non Teaching staff)	25226191 (Two crore fifty two lakh twenty six thousand one hundred ninety one)	29082084 (Two crore ninety lakh eighty two thousand eight hundred four)	29454751 (Two crore Ninety four lakh fifty four thousand seven hundred fifty one)
Maintenance of Academic Infrastructure or consumables and other running expenditures(excluding maintenance of hostels and allied services,rent of the building, depreciation cost, etc)	8706816 (Eighty seven lakhs six thousand eight hundred and sixteen)	16104791 (One crore Sixty One lakh four thousand seven hundred ninety one)	20460709 (two crore four lakh sixty thousand seven hundred nine)
Seminars/Conferences/Workshops	399845 (Three lakh ninety nine thousand eight hundred and forty five)	389639 (three lakh eighty nine six hundred thirty nine)	398475 (three lakh ninety eight thousand four hundred seventy five)

PR

Calendar year	2020	2019	2018
No. of Patents Published	0	0	0
No. of Patents Granted	0	0	0

Sponsored Research Details

Financial Year	2020-21	2019-20	2018-19
Total no. of Sponsored Projects	0	1	4
Total no. of Funding Agencies	0	1	2
Total Amount Received (Amount in Rupees)	0	400000	1091256
Amount Received in Words	Zero	Four lakhs	Ten lakh ninety one thousand two hundred and fifty six

Consultancy Project Details

Financial Year	2020-21	2019-20	2018-19
Total no. of Consultancy Projects	0	0	3
Total no. of Client Organizations	0	0	3



Total Amount Received (Amount in Rupees)	0	0	657890
Amount Received in Words	Zero	Zero	six lakhs fifty seven thousand eight hundred and ninety


CS Facilities: Facilities of physically challenged students

1. Do your institution buildings have Lifts/Ramps?	Yes, more than 80% of the buildings
2. Do your institution have provision for walking aids, including wheelchairs and transportation from one building to another for handicapped students?	Yes
3. Do your institution buildings have specially designed toilets for handicapped students?	Yes, more than 60% of the buildings


Faculty Details

Srno	Name	Age	Designation	Gender	Qualification	Experience (In Months)	Currently working with institution?	Joining Date	Leaving Date	Association type
1	AVS Ravi Sai Nadh	37	Assistant Professor	Male	M. Pharm	149	Yes	28-01-2019	--	Regular
2	Dr A Bharathi	48	Associate Professor	Female	Ph.D	295	Yes	02-11-1998	--	Regular
3	Dr B Anupama	45	Associate Professor	Female	Ph.D	254	Yes	05-04-2010	--	Regular
4	Dr G Devala Rao	57	Dean / Principal / Director / Vice Chancellor	Male	Ph.D	391	Yes	01-09-1994	--	Regular
5	Dr Buchi Naidu Nalluri	52	Dean / Principal / Director / Vice Chancellor	Male	Ph.D	317	Yes	17-03-2010	--	Regular
6	Dr K Naveen Babu	49	Professor	Male	Ph.D	244	Yes	03-07-2010	--	Regular
7	Dr Ch Siva Reddy	44	Professor	Male	Ph.D	186	Yes	13-10-2010	--	Regular
8	Dr V Rama Krishna	57	Associate Professor	Male	Ph.D	381	Yes	09-08-1996	--	Regular
9	G Sudhakar Sai Babu	57	Assistant Professor	Male	M. Pharm	384	Yes	02-09-1996	--	Regular
10	Dr G Ramanaiah	49	Associate Professor	Male	Ph.D	273	Yes	02-11-1998	--	Regular
11	Dr V Karuna Sree	48	Associate Professor	Female	Ph.D	292	Yes	02-11-1998	--	Regular
12	Dr T P Rao	52	Associate Professor	Male	Ph.D	237	Yes	09-10-2006	--	Regular
13	Dr N Kanaka Durga Devi	48	Associate Professor	Female	Ph.D	281	Yes	14-12-2006	--	Regular
14	Dr M Vijaya Lakshmi	41	Associate Professor	Female	Ph.D	198	Yes	13-08-2012	--	Regular
15	Dr D Jyothirmayee	40	Associate Professor	Female	Ph.D	168	Yes	05-07-2007	--	Regular
16	Dr T Sarala Devi	42	Assistant Professor	Female	Ph.D	192	Yes	18-08-2005	--	Regular
17	K Anil Kumar	49	Assistant Professor	Male	M. Pharm	204	Yes	01-06-2006	--	Regular
18	Ch Naga Bhushanam	39	Assistant Professor	Male	Ph.D	156	Yes	19-10-2009	--	Regular
19	Dr N Lakshmi Sudeepthi	34	Assistant Professor	Female	Ph.D	144	Yes	02-07-2011	--	Regular
20	K Haritha	31	Assistant Professor	Female	M. Pharm	78	Yes	02-01-2015	--	Regular

Principal
K.R. SIDHARTH COLLEGE
PHARMACEUTICAL SCIENCES
VIJAYAWADA-520 010.



21	Dr I Madhusudhana Reddy	37	Associate Professor	Male	Ph.D	156	Yes	25-07-2016	--	Regular
22	Dr K Saritha	43	Assistant Professor	Female	Ph.D	176	Yes	23-10-2017	--	Regular
23	Dr T Devadoss	42	Associate Professor	Male	Ph.D	128	Yes	30-10-2017	--	Regular
24	Dr G Vijay kumar	46	Professor	Male	Ph.D	252	Yes	27-10-2017	--	Regular
25	Mandava Mahima Swaroopa	28	Lecturer	Female	Doctor of Pharmacy	54	Yes	06-08-2018	--	Regular
26	Pulimala Saranya	27	Lecturer	Female	Doctor of Pharmacy	52	Yes	06-08-2018	--	Regular
27	Anusha Valapa	29	Assistant Professor	Female	M. Pharm	36	Yes	28-01-2019	--	Regular
28	K Viswa Srujani	29	Lecturer	Female	Doctor of Pharmacy	46	Yes	15-09-2017	--	Regular
29	Sudeepthi Koppaka	33	Lecturer	Female	Doctor of Pharmacy	27	Yes	24-08-2020	--	Regular


 PRINCIPAL
 K.V.S.R. SIDDHARTHA COLLEGE OF
 PHARMACEUTICAL SCIENCES
 VIJAYAWADA-520 010.



National Institutional Ranking Framework
Ministry of Education
Government of India
Welcome to Data Capturing System: PHARMACY

NIRF 2021

Submitted Institute Data for NIRF'2021'

Institute Name: KVSr SIDDHARTHA COLLEGE OF PHARMACEUTICAL SCIENCES [IR-P-C-25345]

Sanctioned (Approved) Intake

Academic Year	2019-20	2018-19	2017-18	2016-17	2015-16	2014-15
UG [4 Years Program(s)]	100	100	100	100	-	-
PG [2 Year Program(s)]	45	45	-	-	-	-
PG [3 Year Program(s)]	10	10	10	-	-	-
PG [6 Years Program(s)]	30	30	30	30	30	30

Total Actual Student Strength (Program(s) Offered by Your Institution)

(All programs of all years)	No. of Male Students	No. of Female Students	Total Students	Within State (Including male & female)	Outside State (Including male & female)	Outside Country (Including male & female)	Economically Backward (Including male & female)	Socially Challenged (SC+ST+OBC Including male & female)	No. of students receiving full tuition fee reimbursement from the State and Central Government	No. of students receiving full tuition fee reimbursement from Institution Funds	No. of students receiving full tuition fee reimbursement from the Private Bodies	No. of students who are not selected for Higher Studies
UG [4 Years Program(s)]	119	251	370	370	0	0	69	174	191	0	0	52
PG [2 Year Program(s)]	5	49	54	54	0	0	13	33	34	0	0	12
PG [3 Year Program(s)]	2	14	16	16	0	0	5	8	12	0	0	1
PG [6 Year Program(s)]	50	125	175	175	0	0	36	84	68	0	0	52


Placement & Higher Studies

UG [4 Years Program(s)]: Placement & higher studies for previous 3 years

Academic Year	No. of first year students intake in the year	No. of first year students admitted in the year	Academic Year	No. of students admitted through Lateral entry	Academic Year	No. of students graduating in minimum stipulated time	No. of students placed	Median salary of placed graduates (Amount in Rs.)	No. of students selected for Higher Studies
2014-15	60	57	2015-16	0	2017-18	57	27	120000(one lakh twenty thousand)	29
2015-16	60	58	2016-17	2	2018-19	60	46	144000(one lakh forty four thousand)	14
2016-17	100	89	2017-18	0	2019-20	76	13	192000(one lakh ninety two thousand)	39

PG [2 Years Program(s)]: Placement & higher studies for previous 3 years

PRINCIPAL
K.V.S.R. SIDDHARTHA COLLEGE OF
PHARMACEUTICAL SCIENCES
VIJAYAWADA-520 010.



Academic Year	No. of first year students intake in the year	No. of first year students admitted in the year	Academic Year	No. of students graduating in minimum stipulated time	No. of students placed	Median salary of placed graduates(Amount in Rs.)	No. of students selected for Higher Studies
2016-17	45	33	2017-18	33			
2017-18	45	40	2018-19	40	30	168000(one lakh sixty eight thousand)	0
2018-19	45	30	2019-20	28	28	172000(one lakh seventy two thousand)	8
					3	180000(one lakh eighty thousand)	0

'G [3 Years Program(s)]: Placement & higher studies for previous 3 years

Academic Year	No. of first year students intake in the year	No. of first year students admitted in the year	Academic Year	No. of students admitted through Lateral entry	Academic Year	No. of students graduating in minimum stipulated time	No. of students placed	Median salary of placed graduates(Amount in Rs.)	No. of students selected for Higher Studies
2015-16	10	8	2016-17	0	2017-18	8	8	228000(two lakh twenty eight thousand)	0
2016-17	10	5	2017-18	0	2018-19	5	5	228000(two lakh twenty eight thousand)	0
2017-18	10	9	2018-19	0	2019-20	9	2	270000(two lakh seventy thousand)	1

'G [6 Years Program(s)]: Placement & higher studies for previous 3 years


Academic Year	No. of first year students intake in the year	No. of first year students admitted in the year	Academic Year	No. of students graduating in minimum stipulated time	No. of students placed	Median salary of placed graduates(Amount in Rs.)	No. of students selected for Higher Studies
2012-13	30	30	2017-18	30	24	228000(two lakh twenty eight thousand)	5
2013-14	30	30	2018-19	30	22	228000(two lakh twenty eight thousand)	3
2014-15	30	30	2019-20	29	1	257501(two lakh fifty seven thousand one rupee)	6

'h.D Student Details

Ph.D (Student pursuing doctoral program till 2019-20 Students admitted in the academic year 2020-21 should not be entered here.)

	Total Students		
Full Time	9		
Part Time	7		
No. of Ph.D students graduated (including Integrated Ph.D)			
Full Time	2019-20	2018-19	2017-18
Part Time	1	2	3
		2	4

K.V.S.R. SIDDHARTH COLLEGE
PHARMACEUTICAL SCIENCES
VIJAYAWADA-520 010.




Total Amount Received (Amount in Rupees)	0	657890	0
Amount Received in Words	Zero	Six lakhs fifty seven thousand eight hundred and ninety	Zero

CS Facilities: Facilities of physically challenged students


1. Do your institution buildings have Lifts/Ramps?	Yes, more than 80% of the buildings
2. Do your institution have provision for walking aids, including wheelchairs and transportation from one building to another for handicapped students?	Yes
3. Do your institution buildings have specially designed toilets for handicapped students?	Yes, more than 60% of the buildings


Faculty Details

Srno	Name	Age	Designation	Gender	Qualification	Experience (In Months)	Is Associated Last Year	Currently working with institution?	Joining Date	Leaving Date	Association type
1	AVS Ravi Sai Nadh	36	Assistant Professor	Male	M. Pharm	131	Yes	Yes	28-01-2019	--	Regular
2	Dr A Bharathi	47	Associate Professor	Female	Ph.D	271	Yes	Yes	02-11-1998	--	Regular
3	Dr B Anupama	44	Associate Professor	Female	Ph.D	242	Yes	Yes	05-04-2010	--	Regular
4	Dr G Devala Rao	56	Dean / Principal / Director / Vice Chancellor	Male	Ph.D	367	Yes	Yes	01-09-1994	--	Regular
5	Dr Buchi Naidu Nalluri	51	Dean / Principal / Director / Vice Chancellor	Male	Ph.D	293	Yes	Yes	17-03-2010	--	Regular
6	Dr K Naveen Babu	48	Professor	Male	Ph.D	272	Yes	Yes	03-07-2010	--	Regular
7	Dr Ch Siva Reddy	43	Professor	Male	Ph.D	162	Yes	Yes	13-10-2010	--	Regular
8	Dr V Rama Krishna	56	Associate Professor	Male	Ph.D	368	Yes	Yes	09-08-1996	--	Regular
9	G Sudhakar Sai Babu	56	Assistant Professor	Male	M. Pharm	360	Yes	Yes	02-09-1996	--	Regular
10	Dr G Ramanaiah	48	Associate Professor	Male	Ph.D	272	Yes	Yes	02-11-1998	--	Regular
11	Dr V Karuna Sree	47	Associate Professor	Female	Ph.D	270	Yes	Yes	02-11-1998	--	Regular
12	Dr T P Rao	51	Associate Professor	Male	Ph.D	294	Yes	Yes	09-10-2006	--	Regular
13	Dr N Kanaka Durga Devi	47	Associate Professor	Female	Ph.D	260	Yes	Yes	14-12-2006	--	Regular
14	Dr M Vijaya Lakshmi	40	Associate Professor	Female	Ph.D	180	Yes	Yes	13-08-2012	--	Regular
15	Dr D Jyothirmayee	39	Associate Professor	Female	Ph.D	156	Yes	Yes	05-07-2007	--	Regular
16	Dr T Sarala Devi	41	Assistant Professor	Female	Ph.D	180	Yes	Yes	18-08-2005	--	Regular



17	K Anil Kumar	48	Assistant Professor	Male	M. Pharm	202	Yes	Yes	01-06-2006	--	Regular
18	Ch Naga Bhushanam	38	Assistant Professor	Male	M. Pharm	143	Yes	Yes	19-10-2009	--	Regular
19	Dr N Lakshmi Sudeepthi	33	Assistant Professor	Female	Ph.D	124	Yes	Yes	02-07-2011	--	Regular
20	K Haritha	30	Assistant Professor	Female	M. Pharm	66	Yes	Yes	02-01-2015	--	Regular
21	Dr I Madhusudhana Reddy	36	Associate Professor	Male	Ph.D	142	Yes	Yes	25-07-2016	--	Regular
22	Dr K Saritha	42	Assistant Professor	Female	Ph.D	160	No	Yes	23-10-2017	--	Regular
23	K Viswa Srujani	28	Lecturer	Female	Doctor of Pharmacy	34	No	Yes	15-09-2017	--	Regular
24	Dr T Devadoss	41	Associate Professor	Male	Ph.D	167	No	Yes	30-10-2017	--	Regular
25	Dr G Vijay kumar	45	Professor	Male	Ph.D	235	Yes	Yes	27-10-2017	--	Regular
26	Mandava Mahima Swaroopa	27	Lecturer	Female	Doctor of Pharmacy	41	No	Yes	06-08-2018	--	Regular
27	Pulimala Saranya	26	Lecturer	Female	Doctor of Pharmacy	38	No	Yes	06-08-2018	--	Regular
28	Boppana Santhoshi Ratna Nyshita	29	Assistant Professor	Female	M. Pharm	46	Yes	Yes	28-01-2019	--	Regular
29	Anusha Valapa	28	Assistant Professor	Female	M. Pharm	24	Yes	Yes	28-01-2019	--	Regular


 PRINCIPAL
 K.V.S.R. SIDDHARTHA COLLEGE OF
 PHARMACEUTICAL SCIENCES
 VIJAYAWADA-520 010.



Financial Resources: Utilised Amount for the Capital expenditure for previous 3 years

Academic Year	2019-20	2018-19	2017-18
	Utilised Amount	Utilised Amount	Utilised Amount
Annual Capital Expenditure on Academic Activities and Resources (excluding expenditure on buildings)			
Library	348727 (Three lakhs forty eight thousand seven hundred and twenty seven)	730644 (Seven lakhs thirty thousand six hundred and forty four)	647741 (Six lakhs forty seven thousand seven hundred and forty one)
New Equipment for Laboratories	220926 (two lakhs twenty thousand nine hundred and twenty six)	7209828 (seventy two lakhs nine thousand eight hundred and twenty eight)	319674 (three lakhs nineteen thousand six hundred and seventy four)
Other expenditure on creation of Capital Assets (excluding expenditure on Land and Building)	2585734 (twenty five lakhs eighty five thousand seven hundred and thirty four)	17430699 (one crore seventy four lakhs thirty thousand six hundred and ninety nine)	2641313 (twenty six lakhs forty one thousand three hundred and thirteen)

Financial Resources: Utilised Amount for the Operational expenditure for previous 3 years

Academic Year	2019-20	2018-19	2017-18
	Utilised Amount	Utilised Amount	Utilised Amount
Annual Operational Expenditure			
Salaries (Teaching and Non Teaching staff)	29082084 (two crores ninety lakhs eighty two thousand and eighty four)	29454751 (two crores ninety four lakhs fifty four thousand seven hundred and fifty one)	26499158 (two crores sixty four lakhs ninety nine thousand one hundred and fifty eight)
Maintenance of Academic Infrastructure or consumables and other running expenditures(excluding maintenance of hostels and allied services,rent of the building, depreciation cost, etc)	16104791 (one crore sixty one lakhs four thousand seven hundred and ninety one)	20460709 (two crores four lakhs sixty thousand seven hundred and nine)	16326750 (one crore sixty three lakhs twenty six thousand seven hundred and fifty)
Seminars/Conferences/Workshops	389639 (three lakhs eighty nine thousand six hundred and thirty nine)	398475 (three lakhs ninety eight thousand four hundred and seventy five)	342579 (three lakhs forty two thousand five hundred and seventy nine)

PR

Calendar year	2019	2018	2017
No. of Patents Published	0	0	0
No. of Patents Granted	0	0	0


Sponsored Research Details

Financial Year	2019-20	2018-19	2017-18
Total no. of Sponsored Projects	1	4	3
Total no. of Funding Agencies	1	2	2
Total Amount Received (Amount in Rupees)	400000	1091256	1541504
Amount Received in Words	four lakhs	ten lakhs ninety one thousand two hundred and fifty six	Fifteen lakhs forty one thousand five hundred and four

Consultancy Project Details

Financial Year	2019-20	2018-19	2017-18
Total no. of Consultancy Projects	0	3	0
Total no. of Client Organizations	0	3	0

K.V.S.R. SIDHARTH PHARMACEUTICALS
VIJAYAWADA



National Institutional Ranking Framework
 Ministry of Human Resource Development
 Government of India
 Welcome to Data Capturing System: PHARMACY

Submitted Institute Data for NIRF'2020'

Institute Name: KVSr Siddhartha College of Pharmaceutical Sciences [IR-P-C-25345]

Sanctioned (Approved) Intake

Academic Year	2018-19	2017-18	2016-17	2015-16	2014-15	2013-14
UG [4 Years Program(s)]	100	100	100	60	-	-
PG [2 Year Program(s)]	45	45	-	-	-	-
PG [3 Year Program(s)]	10	10	10	-	-	-
PG [6 Years Program(s)]	30	30	30	30	30	30

Total Actual Student Strength (Program(s) Offered by Your Institution)


(All programs of all years)	No. of Male Students	No. of Female Students	Total Students	Within State (Including male & female)	Outside State (Including male & female)	Outside Country (Including male & female)	Economically Backward (Including male & female)	Socially Challenged (SC+ST+OBC Including male & female)	No. of students receiving full tuition fee reimbursement from the State and Central Government	No. of students receiving full tuition fee reimbursement from Institution Funds	No. of students receiving full tuition fee reimbursement from the Private Bodies	No. of students who are not receiving full tuition fee reimbursement
UG [4 Years Program(s)]	111	214	325	325	0	0	39	120	41	0	0	118
PG [2 Year Program(s)]	14	56	70	70	0	0	11	29	10	0	0	30
PG [3 Year Program(s)]	2	15	17	17	0	0	6	5	2	0	0	9
PG [6 Year Program(s)]	42	128	170	170	0	0	12	51	12	0	0	51

Placement & Higher Studies

UG [4 Years Program(s)]: Placement & higher studies for previous 3 years

Academic Year	No. of first year students intake in the year	No. of first year students admitted in the year	Academic Year	No. of students admitted through Lateral entry	Academic Year	No. of students graduating in minimum stipulated time	No. of students placed	Median salary of placed graduates(Amount in Rs.)	No. of students selected for Higher Studies
2013-14	60	54	2014-15	2	2016-17	56	21	144000(One lakh forty four thousand only)	30
2014-15	60	57	2015-16	0	2017-18	57	27	120000(One lakh twenty thousand only)	29
2015-16	60	58	2016-17	2	2018-19	60	46	144000(One lakh forty four thousand only)	14

PG [2 Years Program(s)]: Placement & higher studies for previous 3 years


PRINCIPAL
 K.V.S.R. SIDDHARTHA COLLEGE OF
 PHARMACEUTICAL SCIENCES
 VIJAYAWADA-520 010.



Academic Year	No. of first year students intake in the year	No. of first year students admitted in the year	Academic Year	No. of students graduated in minimum stipulated time	No. of students placed	Median salary of placed graduates(Amount in Rs.)	No. of students selected for Higher Studies
2015-16	45	35	2016-17	35	23	168000(One lakh sixty eight thousand only)	12
2016-17	45	33	2017-18	33	30	168000(One lakh sixty eight thousand only)	3
2017-18	45	40	2018-19	40	28	172000(One lakh seventy two thousand only)	8

UG [3 Years Program(s)]: Placement & higher studies for previous 3 years

Academic Year	No. of first year students intake in the year	No. of first year students admitted in the year	Academic Year	No. of students admitted through Lateral entry	Academic Year	No. of students graduating in minimum stipulated time	No. of students placed	Median salary of placed graduates(Amount in Rs.)	No. of students selected for Higher Studies
2014-15	10	7	2015-16	0	2016-17	7	7	228000(Two lakh twenty eight thousand only)	0
2015-16	10	8	2016-17	0	2017-18	8	8	228000(Two lakh twenty eight thousand only)	0
2016-17	10	5	2017-18	0	2018-19	5	5	228000(Two lakh twenty eight thousand only)	0

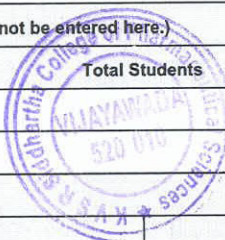
UG [6 Years Program(s)]: Placement & higher studies for previous 3 years

Academic Year	No. of first year students intake in the year	No. of first year students admitted in the year	Academic Year	No. of students graduating in minimum stipulated time	No. of students placed	Median salary of placed graduates(Amount in Rs.)	No. of students selected for Higher Studies
2011-12	30	30	2016-17	30	13	228000(Two lakh twenty eight thousand only)	17
2012-13	30	30	2017-18	30	24	228000(Two lakh twenty eight thousand only)	5
2013-14	30	30	2018-19	30	22	228000(Two lakh twenty eight thousand only)	3

Ph.D Student Details

Ph.D (Student pursuing doctoral program till 2017-18; Students admitted in the academic year 2018-19 should not be entered here.)

		Total Students
Full Time		3
Part Time		20
No. of Ph.D students graduated (including Integrated Ph.D)		
	2018-19	2016-17



 PRINCIPAL 2017-18
 K.V.S.R. SIDDHARTHA COLLEGE OF ENGINEERING & TECHNOLOGY
 PH.D

Full Time	0	0	0
Part Time	4	5	4

Financial Resources: Utilised Amount for the Capital expenditure for previous 3 years

Academic Year	2018-19	2017-18	2016-17
	Utilised Amount	Utilised Amount	Utilised Amount
Annual Capital Expenditure on Academic Activities and Resources (excluding expenditure on buildings)			
Library	730644 (Seven lakhs thirty thousand six hundred and forty four)	647741 (Six lakhs forty seven thousand seven hundred and forty one)	336922 (Three lakhs thirty six thousand nine hundred and twenty two)
New Equipment for Laboratories	7209828 (Seven two lakhs nine thousand eight hundred and twenty eight)	319674 (Three lakhs nineteen thousand six hundred and seventy four)	39855 (Thirty nine thousand eight hundred and fifty five)
Other expenditure on creation of Capital Assets (excluding expenditure on Land and Building)	17430699 (One crore seventy four lakhs thirty thousand six hundred and ninety nine)	2641313 (Twenty six lakhs forty one thousand three hundred and thirteen)	2231202 (Twenty two lakhs thirty one thousand two hundred and two)

Financial Resources: Utilised Amount for the Operational expenditure for previous 3 years

Academic Year	2018-19	2017-18	2016-17
	Utilised Amount	Utilised Amount	Utilised Amount
Annual Operational Expenditure			
Salaries (Teaching and Non Teaching staff)	29454751 (Two crore ninety four lakhs fifty four thousand seven hundred and fifty one)	26499158 (Two crore sixty four lakhs ninety nine thousand one hundred and fifty eight)	22424703 (Two crore twenty four lakhs twenty four thousand seven hundred and three)
Maintenance of Academic Infrastructure or consumables and other running expenditures(excluding maintenance of hostels and allied services,rent of the building, depreciation cost, etc)	20460709 (Two crore four lakhs sixty thousand seven hundred and nine)	16326750 (One crore sixty three lakhs twenty six thousand seven hundred and fifty only)	9674563 (Ninety six lakhs seventy four thousand five hundred and sixty three)
Seminars/Conferences/Workshops	398475 (Three lakhs ninety eight thousand four hundred and seventy five)	342579 (Three lakhs forty two thousand five hundred and seventy nine)	122480 (One lakh twenty two thousand four hundred and eighty)

PR

Calendar year	2018	2017	2016
No. of Patents Published	0	0	0
No. of Patents Granted	0	0	0

Sponsored Research Details

Financial Year	2018-19	2017-18	2016-17
Total no. of Sponsored Projects	4	3	2
Total no. of Funding Agencies	2	2	2
Total Amount Received (Amount in Rupees)	1091256	1541504	2443016
Amount Received in Words	Ten lakhs ninety one thousand two hundred and fifty six	Fifteen lakhs forty one thousand five hundred and four	Twenty four lakhs forty three thousand and sixteen

Consultancy Project Details

Financial Year	2018-19	2017-18	2016-17
----------------	---------	---------	---------

PRINCIPAL
K.V.S.R. SIDDHARTH COLLEGE OF
PHARMACEUTICAL SCIENCES
VIJAYAWADA-520010



Total no. of Consultancy Projects	3	0	1
Total no. of Client Organizations	3	0	1
Total Amount Received (Amount in Rupees)	657890	0	3100
Amount Received in Words	Six lakhs fifty seven thousand eight hundred and ninety only	Zero	Three thousand and one hundred only

CS Facilities: Facilities of physically challenged students

1. Do your institution buildings have Lifts/Ramps?	Yes, more than 80% of the buildings
2. Do your institution have provision for walking aids, including wheelchairs and transportation from one building to another for handicapped students?	Yes
3. Do your institution buildings have specially designed toilets for handicapped students?	Yes, more than 60% of the buildings

Awards Details

1. How many faculty member of your institution have received highly reputed national/international awards/recognition from central government agencies in the previous academic year 2018-19	0
2. How many students of your institution have won international awards in the previous academic year 2018-19	0

Accreditation

IBA Accreditation

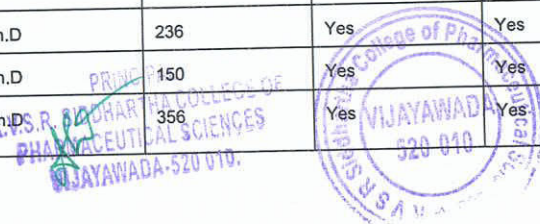
1. Does your institute have a valid NBA Accreditation?	NO
--	----

Village Adoption

Have your institute adopted any village under Unnat Bharat Scheme?	YES
--	-----

Faculty Details

Srno	Name	Age	Designation	Gender	Qualification	Experience (In Months)	Is Associated Last Year	Currently working with institution?	Joining Date	Leaving Date	Association type
1	Dr A Bharathi	46	Associate Professor	Female	Ph.D	260	Yes	Yes	02-11-1998	--	Regular
2	Dr B Anupama	43	Associate Professor	Female	Ph.D	219	Yes	Yes	05-04-2010	--	Regular
3	Dr G Devala Rao	55	Dean / Principal / Director / Vice Chancellor	Male	Ph.D	357	Yes	Yes	01-09-1994	--	Regular
4	Dr Buchi Naidu Nalluri	50	Dean / Principal / Director / Vice Chancellor	Male	Ph.D	252	Yes	Yes	17-03-2010	--	Regular
5	Dr K Naveen Babu	47	Professor	Male	Ph.D	236	Yes	Yes	03-07-2010	--	Regular
6	Dr Ch Siva Reddy	42	Professor	Male	Ph.D	150	Yes	Yes	13-10-2010	--	Regular
7	Dr V Rama Krishna	55	Associate Professor	Male	Ph.D	356	Yes	Yes	09-08-1996	--	Regular



32	Chinnam Sri Varsha Reddy	25	Lecturer	Female	Doctor of Pharmacy	23	No	Yes	06-08-2018	--	Regular
33	Mandava Mahima Swaroopa	26	Lecturer	Female	Doctor of Pharmacy	30	No	Yes	06-08-2018	--	Regular
34	Sajja Sai Premika	26	Lecturer	Female	Doctor of Pharmacy	25	No	Yes	13-08-2018	--	Regular
35	Pulimala Saranya	25	Lecturer	Female	Doctor of Pharmacy	26	No	Yes	06-08-2018	--	Regular
36	Ch Venkateswarulu	58	Professor	Male	M.Sc.	420	Yes	Yes	01-08-1995	--	Visiting
37	M Murali Krishna	52	Lecturer	Male	M.Sc.	348	Yes	Yes	11-08-2014	--	Visiting
38	K Sudheer	40	Lecturer	Male	M.Tech	168	Yes	Yes	16-08-2017	--	Visiting
39	M Venkata Ramana	33	Lecturer	Female	MSc(Mathematics)	132	Yes	Yes	10-11-2008	--	Visiting
40	Amrapali Ambedkar	31	Lecturer	Female	M.A	72	Yes	Yes	10-10-2016	--	Visiting
41	Talasila Praveen Kumar	37	Assistant Professor	Male	Master of Pharmacy	169	Yes	Yes	02-06-2015	--	Visiting
42	Dr Edupuganti Venu madhav	55	Assistant Professor	Male	Ph.D	342	Yes	Yes	01-11-2012	--	Visiting
43	Ghanta Lakshmi Kalpana	35	Assistant Professor	Female	Master of Pharmacy	157	Yes	Yes	03-06-2016	--	Visiting
44	Dr Avula Suman	43	Assistant Professor	Male	Ph.D	245	Yes	Yes	01-09-2011	--	Visiting
45	Dr H Penchaliah	43	Assistant Professor	Male	Ph.D	186	Yes	Yes	02-01-2014	--	Visiting
46	Dr Thirumalasetty Ankalu Das	50	Assistant Professor	Male	Ph.D	358	Yes	Yes	01-11-2012	--	Visiting
47	Dr KPR Chowdary	68	Professor	Male	Ph.D	468	Yes	Yes	25-09-2017	--	Visiting
48	P Nava Kishore	28	Assistant Professor	Male	M. Pharm	90	Yes	Yes	15-11-2018	--	Visiting
49	T A V Dinesh kumar	31	Assistant Professor	Male	M. Pharm	48	Yes	Yes	13-11-2018	--	Visiting
50	A Vamsa Vardhana Rao	57	Professor	Male	M. Pharm	370	Yes	Yes	15-11-2018	--	Visiting
51	D Chandra Sekhar Naik	29	Assistant Professor	Male	M. Pharm	12	Yes	Yes	14-11-2018	--	Visiting
52	S Sujith Kumar	30	Assistant Professor	Male	M. Pharm	12	Yes	Yes	14-11-2018	--	Visiting
53	A Sainath	35	Assistant Professor	Male	M. Pharm	144	Yes	Yes	28-01-2019	--	Regular
54	Boppana Santhoshi Ratna Nyshita	28	Assistant Professor	Female	M. Pharm	24	Yes	Yes	28-01-2019	--	Regular
55	Anusha Valapa	27	Assistant Professor	Female	M. Pharm	12	Yes	Yes	28-01-2019	--	Regular



8	Sri G Sudhakar Sai Babu	55	Assistant Professor	Male	M. Pharm	276	Yes	Yes	02-09-1996	--	Regular
9	Dr G Ramanaiah	47	Associate Professor	Male	Ph.D	261	Yes	Yes	02-11-1998	--	Regular
10	Dr V Karuna Sree	46	Associate Professor	Female	Ph.D	259	Yes	Yes	02-11-1998	--	Regular
11	Dr T P Rao	50	Associate Professor	Male	Ph.D	286	Yes	Yes	09-10-2006	--	Regular
12	Dr N Kanaka Durga Devi	46	Associate Professor	Female	Ph.D	260	Yes	Yes	14-12-2006	--	Regular
13	Sri Digpati Roy	56	Associate Professor	Male	M. Pharm	353	Yes	Yes	05-01-2007	--	Regular
14	Dr M Vijaya Lakshmi	39	Associate Professor	Female	Ph.D	170	Yes	Yes	13-08-2012	--	Regular
15	Dr D Jyothirmayee	38	Associate Professor	Female	Ph.D	145	Yes	Yes	05-07-2007	--	Regular
16	Dr T Sarala Devi	40	Assistant Professor	Female	Ph.D	167	Yes	Yes	18-08-2005	--	Regular
17	Sri K Anil Kumar	47	Assistant Professor	Male	M. Pharm	190	Yes	Yes	01-06-2006	--	Regular
18	Sri Ch Naga Bhushanam	37	Assistant Professor	Male	M. Pharm	130	Yes	Yes	19-10-2009	--	Regular
19	Smt N V Chenchu LakshmiD	37	Assistant Professor	Female	M. Pharm	131	Yes	Yes	16-08-2010	--	Regular
20	Dr N Lakshmi Sudeepthi	32	Assistant Professor	Female	Ph.D	111	Yes	Yes	02-07-2011	--	Regular
21	Sri P Raveendra Babu	34	Assistant Professor	Male	M. Pharm	105	Yes	Yes	18-07-2011	--	Regular
22	Smt K Haritha	29	Assistant Professor	Female	M. Pharm	45	Yes	Yes	02-01-2015	--	Regular
23	Smt G Rajasree	30	Lecturer	Female	Doctor of Pharmacy	41	Yes	Yes	13-02-2016	--	Regular
24	Dr I Madhusudhana Reddy	35	Associate Professor	Male	Ph.D	126	Yes	Yes	25-07-2016	--	Regular
25	Sri TVNV Tara Sashank	32	Assistant Professor	Male	M. Pharm	71	Yes	Yes	23-07-2016	--	Regular
26	Dr K Saritha	41	Assistant Professor	Female	Ph.D	144	No	Yes	23-10-2017	--	Regular
27	Miss T Sarada Mrinalini	27	Lecturer	Female	M. Pharm	37	No	Yes	15-09-2017	--	Regular
28	Miss K Viswa Srujani	27	Lecturer	Female	Doctor of Pharmacy	25	No	Yes	15-09-2017	--	Regular
29	Smt K Vasantha	30	Lecturer	Female	M. Pharm	25	No	Yes	04-10-2017	--	Regular
30	Dr T Devadoss	40	Associate Professor	Male	Ph.D	157	No	Yes	30-10-2017	--	Regular
31	Dr G Vijay kumar	44	Professor	Male	Ph.D	237	No	Yes	27-10-2017	--	Regular

K.V.S.R. SIDDHARTHA COLLEGE OF PHARMACY
 PHARMACEUTICAL SCIENCES
 VIJAYANAGARA
 520 010



32	Chinnam Sri Varsha Reddy	25	Lecturer	Female	Doctor of Pharmacy	23	No	Yes	06-08-2018	--	Regular
33	Mandava Mahima Swaroopa	26	Lecturer	Female	Doctor of Pharmacy	30	No	Yes	06-08-2018	--	Regular
34	Sajja Sai Premika	26	Lecturer	Female	Doctor of Pharmacy	25	No	Yes	13-08-2018	--	Regular
35	Pulimala Saranya	25	Lecturer	Female	Doctor of Pharmacy	26	No	Yes	06-08-2018	--	Regular
36	Ch Venkateswarulu	58	Professor	Male	M.Sc.	420	Yes	Yes	01-08-1995	--	Visiting
37	M Murali Krishna	52	Lecturer	Male	M.Sc.	348	Yes	Yes	11-08-2014	--	Visiting
38	K Sudheer	40	Lecturer	Male	M.Tech	168	Yes	Yes	16-08-2017	--	Visiting
39	M Venkata Ramana	33	Lecturer	Female	MSc(Mathematics)	132	Yes	Yes	10-11-2008	--	Visiting
40	Amrapali Ambedkar	31	Lecturer	Female	M.A	72	Yes	Yes	10-10-2016	--	Visiting
41	Talasila Praveen Kumar	37	Assistant Professor	Male	Master of Pharmacy	169	Yes	Yes	02-06-2015	--	Visiting
42	Dr Edupuganti Venu madhav	55	Assistant Professor	Male	Ph.D	342	Yes	Yes	01-11-2012	--	Visiting
43	Ghanta Lakshmi Kalpana	35	Assistant Professor	Female	Master of Pharmacy	157	Yes	Yes	03-06-2016	--	Visiting
44	Dr Avula Suman	43	Assistant Professor	Male	Ph.D	245	Yes	Yes	01-09-2011	--	Visiting
45	Dr H Penchaliah	43	Assistant Professor	Male	Ph.D	186	Yes	Yes	02-01-2014	--	Visiting
46	Dr Thirumalasetty Ankalu Das	50	Assistant Professor	Male	Ph.D	358	Yes	Yes	01-11-2012	--	Visiting
47	Dr KPR Chowdary	68	Professor	Male	Ph.D	468	Yes	Yes	25-09-2017	--	Visiting
48	P Nava Kishore	28	Assistant Professor	Male	M. Pharm	90	Yes	Yes	15-11-2018	--	Visiting
49	T A V Dinesh kumar	31	Assistant Professor	Male	M. Pharm	48	Yes	Yes	13-11-2018	--	Visiting
50	A Vamsa Vardhana Rao	57	Professor	Male	M. Pharm	370	Yes	Yes	15-11-2018	--	Visiting
51	D Chandra Sekhar Naik	29	Assistant Professor	Male	M. Pharm	12	Yes	Yes	14-11-2018	--	Visiting
52	S Sujith Kumar	30	Assistant Professor	Male	M. Pharm	12	Yes	Yes	14-11-2018	--	Visiting
53	A Sainath	35	Assistant Professor	Male	M. Pharm	144	Yes	Yes	28-01-2019	--	Regular
54	Boppana Santhoshi Ratna Nyshita	28	Assistant Professor	Female	M. Pharm	24	Yes	Yes	28-01-2019	--	Regular
55	Anusha Valapa	27	Assistant Professor	Female	M. Pharm	12	Yes	Yes	28-01-2019	--	Regular


 K.V.S.R. SRIDHAR
 PHARMACEUTICALS
 VIJAYAWADA 520 010


 Sri Chaitanya College of Pharmaceutical Sciences
 VIJAYAWADA
 520 010

National Institutional Ranking Framework
 Ministry of Human Resource Development
 Government of India
 Welcome to Data Capturing System: PHARMACY

NIRF 2019

Submitted Institute Data for NIRF'2019'

Institute Name: KVSRR Siddhartha College of Pharmaceutical Sciences [IR-P-C-25345]

Sanctioned (Approved) Intake

Academic Year	2017-18	2016-17	2015-16	2014-15	2013-14	2012-13
UG [4 Years Program(s)]	100	100	60	60	-	-
PG [2 Year Program(s)]	45	45	-	-	-	-
PG [3 Year Program(s)]	10	10	10	-	-	-
PG [6 Years Program(s)]	30	30	30	30	30	30

Total Actual Student Strength (Program(s) Offered by Your Institution)

(All programs of all years)	No. of Male Students	No. of Female Students	Total Students	Within State (Including male & female)	Outside State (Including male & female)	Outside Country (Including male & female)	Economically Backward (Including male & female)	Socially Challenged (SC+ST+OBC Including male & female)	No. of students receiving full tuition fee reimbursement from the State and Central Government	No. of students receiving full tuition fee reimbursement from Institution Funds	No. of students receiving full tuition fee reimbursement from the Private Bodies	No. of students who are not receiving full tuition fee reimbursement
UG [4 Years Program(s)]	93	203	296	296	0	0	50	130	47	0	0	133
PG [2 Year Program(s)]	13	60	73	73	0	0	11	29	11	0	0	29
PG [3 Year Program(s)]	7	15	22	22	0	0	5	11	3	0	0	13
PG [6 Year Program(s)]	43	131	174	174	0	0	25	73	3	0	0	95

Placement & Higher Studies

UG [4 Years Program(s)]: Placement & higher studies for previous 3 years

Academic Year	No. of first year students intake in the year	No. of first year students admitted in the year	Academic Year	No. of students admitted through Lateral entry	Academic Year	No. of students graduating in minimum stipulated time	No. of students placed	Median salary of placed graduates (Amount in Rs.)	No. of students selected for Higher Studies
2012-13	60	41	2013-14	1	2015-16	42	29	96000(Ninety six thousand only)	13
2013-14	60	54	2014-15	2	2016-17	56	21	144000(ONE LAKH FORTY FOUR THOUSAND)	30
2014-15	60	57	2015-16	0	2017-18	57	27	120000(ONE LAKH TWENTY THOUSAND)	29

PG [2 Years Program(s)]: Placement & higher studies for previous 3 years

PRINCIPAL
 KVSRR SIDDHARTHA COLLEGE OF
 PHARMACEUTICAL SCIENCES
 VIJAYANAGARA-5.

Academic Year	No. of first year students intake in the year	No. of first year students admitted in the year	Academic Year	No. of students graduated in minimum stipulated time	No. of students placed	Median salary of placed graduates(Amount in Rs.)	No. of students selected for Higher Studies
2014-15	54	32	2015-16	32	30	144000(one lakh forty four thousand only)	2
2015-16	45	35	2016-17	35	23	168000(one lakh sixty eight thousand only)	12
2016-17	45	33	2017-18	33	30	168000(one lakh sixty eight thousand only)	3

***G [3 Years Program(s)]: Placement & higher studies for previous 3 years**

Academic Year	No. of first year students intake in the year	No. of first year students admitted in the year	Academic Year	No. of students admitted through Lateral entry	Academic Year	No. of students graduating in minimum stipulated time	No. of students placed	Median salary of placed graduates(Amount in Rs.)	No. of students selected for Higher Studies
2013-14	0	0	2014-15	0	2015-16	0	0	0(Zero)	0
2014-15	10	7	2015-16	0	2016-17	7	7	228000(Two lakh twenty eight thousand only)	0
2015-16	10	8	2016-17	0	2017-18	8	8	228000(Two lakh twenty eight thousand only)	0

***G [6 Years Program(s)]: Placement & higher studies for previous 3 years**

Academic Year	No. of first year students intake in the year	No. of first year students admitted in the year	Academic Year	No. of students graduating in minimum stipulated time	No. of students placed	Median salary of placed graduates(Amount in Rs.)	No. of students selected for Higher Studies
2010-11	30	30	2015-16	30	17	216000(Two lakh sixteen thousand only)	13
2011-12	30	30	2016-17	30	13	228000(Two lakh twenty eight thousand only)	17
2012-13	30	30	2017-18	30	24	228000(Two lakh twenty eight thousand only)	5

***h.D Student Details**


Ph.D (Student pursuing doctoral program till 2017-18; Students admitted in the academic year 2018-19 should not be entered here.)

	Total Students
Full Time	3
Part Time	20

No. of Ph.D students graduated (including Integrated Ph.D)

	2017-18	2016-17	2015-16
Full Time	0	0	0
Part Time	5	4	7

K.V.S.R. SIDDHARTHA
PHARMACEUTICAL SCIENCES
VIJAYAWADA-520 010.



Financial Resources: Utilised Amount for the Capital expenditure for previous 3 years

Academic Year	2017-18	2016-17	2015-16
	Utilised Amount	Utilised Amount	Utilised Amount
Annual Capital Expenditure on Academic Activities and Resources (excluding expenditure on buildings)			
Library	647741 (Six lakhs forty seven thousand seven hundred and forty one)	336922 (Three lakhs thirty six thousand nine hundred and twenty two)	162697 (One lakh sixty two thousand six hundred and ninety seven)
New Equipment for Laboratories	319674 (Three lakhs nineteen thousand six hundred and seventy four)	39855 (Thirty nine thousand eight hundred and fifty five)	49875 (Forty nine thousand eight hundred and seventy five)
Other expenditure on creation of Capital Assets (excluding expenditure on Land and Building)	0 (zero)	0 (zero)	0 (zero)

Financial Resources: Utilised Amount for the Operational expenditure for previous 3 years

Academic Year	2017-18	2016-17	2015-16
	Utilised Amount	Utilised Amount	Utilised Amount
Annual Operational Expenditure			
Salaries (Teaching and Non Teaching staff)	26499158 (Two crores sixty four lakhs ninety nine thousand one hundred and fifty eight)	22424703 (Two crore twenty four lakhs twenty four thousand seven hundred and three)	20792621 (Two crore seven lakhs ninety two thousand six hundred and twenty one)
Maintenance of Academic Infrastructure or consumables, other running expenditures etc.(excluding maintenance of hostels and allied services)	16326750 (One crore sixty three lakhs twenty six thousand seven hundred and fifty)	9674563 (Ninety six lakhs seventy four thousand five hundred and sixty three)	8410598 (Eighty four lakhs ten thousand five hundred and ninety eight)
Seminars/Conferences/Workshops	342579 (Three lakhs forty two thousand five hundred and seventy nine)	122480 (One lakh twenty two thousand four hundred and eighty)	193358 (One lakh ninety three thousand three hundred and fifty eight)

PR

Calendar year	2017	2016	2015
No. of Patents Published	0	0	0
No. of Patents Granted	0	0	0

Sponsored Research Details

Financial Year	2017-18	2016-17	2015-16
Total no. of Sponsored Projects	2	2	1
Total no. of Funding Agencies	1	1	1
Total Amount Received (Amount in Rupees)	1028746	2443016	1044927
Amount Received in Words	Ten lakhs twenty eight thousand seven hundred and forty six	Twenty four lakhs forty three thousand and sixteen	Ten lakhs forty four thousand nine hundred and twenty seven

Consultancy Project Details

Financial Year	2017-18	2016-17	2015-16
Total no. of Consultancy Projects	0	1	0
Total no. of Client Organizations	0	1	0

PRINCIPAL
K.V.S.R. SIDDHARTHA COLLEGE OF
PHARMACEUTICAL SCIENCES
RAJAWADA



Total Amount Received (Amount in Rupees)	0	3100	0
Amount Received in Words	Zero	Three thousand one hundred	Zero

***CS Facilities: Facilities of physically challenged students**

1. Do your institution buildings have Lifts/Ramps?	Yes, more than 80% of the buildings
2. Do your institution have provision for walking aids, including wheelchairs and transportation from one building to another for handicapped students?	Yes
3. Do your institution buildings have specially designed toilets for handicapped students?	Yes, more than 60% of the buildings

Faculty Details

1. How many faculty members of your institution have received highly reputed national/international awards/recognition from Central government agencies in the previous year (2017-18)?	0
---	---

Faculty Details

Srno	Name	Age	Designation	Gender	Qualification	Experience (In Months)	Is Associated Last Year	Currently working with institution?	Joining Date	Leaving Date	Association type
1	Dr A Bharathi	45	Associate Professor	Female	Ph.D	248	Yes	Yes	02-11-1998	--	Regular
2	Dr B Anupama	42	Associate Professor	Female	Ph.D	207	Yes	Yes	05-04-2010	--	Regular
3	Dr G Devala Rao	54	Dean / Principal / Director / Vice Chancellor	Male	Ph.D	345	Yes	Yes	01-09-1994	--	Regular
4	Dr Buchi Naidu Nalluri	49	Dean / Principal / Director / Vice Chancellor	Male	Ph.D	240	Yes	Yes	17-03-2010	--	Regular
5	Dr K Naveen Babu	46	Professor	Male	Ph.D	224	Yes	Yes	03-07-2010	--	Regular
6	Dr Ch Siva Reddy	41	Professor	Male	Ph.D	138	Yes	Yes	13-10-2010	--	Regular
7	Dr V Rama Krishna	54	Associate Professor	Male	Ph.D	344	Yes	Yes	09-08-1996	--	Regular
8	Sri G Sudhakar Sai Babu	54	Assistant Professor	Male	M. Pharm	264	Yes	Yes	02-09-1996	--	Regular
9	Dr G Ramanaiah	46	Associate Professor	Male	Ph.D	249	Yes	Yes	02-11-1998	--	Regular
10	Dr V Karuna Sree	45	Associate Professor	Female	Ph.D	247	Yes	Yes	02-11-1998	--	Regular
11	Dr T P Rao	49	Associate Professor	Male	Ph.D	274	Yes	Yes	09-10-2006	--	Regular
12	Dr N Kanaka Durga Devi	45	Associate Professor	Female	Ph.D	248	Yes	Yes	14-12-2006	--	Regular
13	Sri Dignati Roy	55	Associate Professor	Male	M. Pharm	341	Yes	Yes	05-01-2007	--	Regular
14	Dr M Vijaya Lakshmi	38	Associate Professor	Female	Ph.D	158	Yes	Yes	13-08-2012	--	Regular

PRINCIPAL
K.V.S.R. SIDDHARTHA COLLEGE OF
PHARMACEUTICAL SCIENCES
VIJAYAWADA-520 010.



15	Dr D Jyothirmayee	37	Associate Professor	Female	Ph.D	133	Yes	Yes	05-07-2007	--	Regular
16	Dr T Sarala Devi	39	Assistant Professor	Female	Ph.D	155	Yes	Yes	18-08-2005	--	Regular
17	Sri K Anil Kumar	46	Assistant Professor	Male	M. Pharm	178	Yes	Yes	01-06-2006	--	Regular
18	Sri Ch Naga Bhushanam	36	Assistant Professor	Male	M. Pharm	118	Yes	Yes	19-10-2009	--	Regular
19	Smt N V Chenchu LakshmiD	36	Assistant Professor	Female	M. Pharm	119	Yes	Yes	16-08-2010	--	Regular
20	Smt N Lakshmi Sudeepthi	31	Assistant Professor	Female	M. Pharm	99	Yes	Yes	02-07-2011	--	Regular
21	Sri P Raveendra Babu	33	Assistant Professor	Male	M. Pharm	93	Yes	Yes	18-07-2011	--	Regular
22	Smt K Haritha	28	Assistant Professor	Female	M. Pharm	33	Yes	Yes	02-01-2015	--	Regular
23	Smt G Rajasree	29	Lecturer	Female	Doctor of Pharmacy	29	Yes	Yes	13-02-2016	--	Regular
24	Sri I Madhusudhana Reddy	34	Assistant Professor	Male	Ph.D	114	Yes	Yes	25-07-2016	--	Regular
25	Sri TVNV Tara Sashank	31	Assistant Professor	Male	M. Pharm	59	Yes	Yes	23-07-2016	--	Regular
26	Smt K Saritha	40	Assistant Professor	Female	M. Pharm	132	No	Yes	23-10-2017	--	Regular
27	Miss T Sarada Minalini	26	Lecturer	Female	M. Pharm	25	No	Yes	15-09-2017	--	Regular
28	Miss K Viswa Srujani	26	Lecturer	Female	Doctor of Pharmacy	13	No	Yes	15-09-2017	--	Regular
29	Smt K Vasantha	29	Lecturer	Female	M. Pharm	13	No	Yes	04-10-2017	--	Regular
30	Dr T Devadoss	39	Associate Professor	Male	Ph.D	145	No	Yes	30-10-2017	--	Regular
31	Dr G Vijay kumar	43	Professor	Male	Ph.D	225	No	Yes	27-10-2017	--	Regular
32	Chinnam Sri Varsha Reddy	24	Lecturer	Female	Doctor of Pharmacy	11	No	Yes	06-08-2018	--	Regular
33	Mandava Mahima Swaroopa	25	Lecturer	Female	Doctor of Pharmacy	18	No	Yes	06-08-2018	--	Regular
34	Sajja Sai Premika	25	Lecturer	Female	Doctor of Pharmacy	13	No	Yes	13-08-2018	--	Regular
35	Pulimala Saranya	24	Lecturer	Female	Doctor of Pharmacy	14	No	Yes	06-08-2018	--	Regular
36	Ch Venkateswarulu	57	Professor	Male	M.Sc.	408	Yes	Yes	01-08-1995	--	Visiting
37	M Murali Krishna	51	Lecturer	Male	M.Sc.	336	Yes	Yes	11-08-2014	--	Visiting
38	K Sudheer	39	Lecturer	Male	M.Tech	156	Yes	Yes	16-08-2017	--	Visiting



39	M Venkata Ramana	32	Lecturer	Female	MSc(Mathematics)	120	Yes	Yes	10-11-2008	-	Visiting
40	Amrapali Ambedkar	30	Lecturer	Female	M.A	60	Yes	Yes	10-10-2016	-	Visiting
41	Talasila Praveen Kumar	36	Assistant Professor	Male	Master of Pharmacy	157	Yes	Yes	02-06-2015	-	Visiting
42	Dr Edupuganti Venu madhav	54	Assistant Professor	Male	Ph.D	254	Yes	Yes	01-11-2012	-	Visiting
43	Ghanta Lakshmi Kalpana	34	Assistant Professor	Female	Master of Pharmacy	145	Yes	Yes	03-06-2016	-	Visiting
44	Dr Avula Suman	42	Assistant Professor	Male	Ph.D	233	Yes	Yes	01-09-2011	-	Visiting
45	Dr H Penchaliah	42	Assistant Professor	Male	Ph.D	174	Yes	Yes	02-01-2014	-	Visiting
46	Dr Thirumalasetty Ankalu Das	49	Assistant Professor	Male	Ph.D	345	Yes	Yes	01-11-2012	-	Visiting
47	Dr KPR Chowdary	67	Professor	Male	Ph.D	456	Yes	Yes	25-09-2017	-	Visiting

K.V.S.R. SIDDHARTHA COLLEGE OF
PHARMACEUTICAL SCIENCES
VIJAYAWADA-520 010.





National Institutional Ranking Framework
Ministry of Human Resource Development
Government of India



Welcome to Data Capturing System: PHARMACY

Institute ID: IR-1-P-P-C-25345

Institute Name: KVSr SIDDHARTHA COLLEGE OF PHARMACEUTICAL SCIENCES

← Go Back (/DCS/Home)

Full Report

Sanctioned (Approved) Intake

Academic Year	2016-17	2015-16	2014-15	2013-14	2012-13	2011-12
UG [4 Years Program(s)]	100	60	60	60	---	---
PG [2 Years Program(s)]	45	45	---	---	---	---
PG [3 Years Program(s)]	10	10	10	---	---	---
PG-[6 Years Program(s)]	30	30	30	30	30	30

Total Actual Student Strength (Program(s) Offered by Your Institution)

(All programs of all years)	No. of Male Students	No. of Female Students	Total Students	Within State (Including male & female)	Outside State (Including male & female)	Outside Country (Including male & female)	Economically Backward (Including male & female)	Socially Challenged (SC+ST+OBC Including male & female)	No. of students receiving Freeships / Scholarships from the State and Central Government	No. of students receiving Freeships / Scholarships from Institution Funds	No. of students receiving Freeships / Scholarships from the Private Bodies	No. of students who are not receiving any Freeships / Scholarships
UG [4 Years Program(s)]	84	173	257	257	0	0	52	105	124	0	1	32
PG [2 Years Program(s)]	8	60	68	68	0	0	23	26	40	0	0	9
PG [3 Years Program(s)]	10	10	20	20	0	0	4	13	12	0	0	5
PG [6 Years Program(s)]	42	129	171	171	0	0	24	71	64	0	0	31

Placement & Higher Studies



AKH
PRINCIPAL
K.V.S.R. SIDDHARTHA COLLEGE OF
PHARMACEUTICAL SCIENCES
VIJAYANAGARA-520 010

UG [4 Years Program(s)]: Placement & higher studies for previous 3 years

Academic Year	No. of first year students intake in the year	No. of first year students admitted in the year	Academic Year	No. of students admitted through Lateral entry	Academic Year	No. of students graduating in minimum stipulated time	No. of students placed	Median salary of placed graduates (Amount in Rs.)	No. of students selected for Higher Studies
(2011-12)	60	57	(2012-13)	3	(2014-15)	60	19	96000 (Ninety six thousand)	41
(2012-13)	60	41	(2013-14)	1	(2015-16)	42	27	96000 (Ninety six thousand)	13
(2013-14)	60	54	(2014-15)	2	(2016-17)	56	21	120000 (one lakh twenty thousand)	35

PG [2 Years Program(s)]: Placement & higher studies for previous 3 years

Academic Year	No. of first year students intake in the year	No. of first year students admitted in the year	Academic Year	No. of students graduating in minimum stipulated time	No. of students placed	Median salary of placed graduates (Amount in Rs.)	No. of students selected for Higher Studies
(2013-14)	54	40	(2014-15)	40	35	144000 (one lakh forty four thousand)	5
(2014-15)	54	32	(2015-16)	32	30	144000 (one lakh forty four thousand)	2
(2015-16)	45	35	(2016-17)	35	23	168000 (one lakh sixty eight thousand)	12


PG [3 Years Program(s)]: Placement & higher studies for previous 3 years

Academic Year	No. of first year students intake in the year	No. of first year students admitted in the year	Academic Year	No. of students admitted through Lateral entry	Academic Year	No. of students graduating in minimum stipulated time	No. of students placed	Median salary of placed graduates (Amount in Rs.)	No. of students selected for Higher Studies
(2012-13)	0	0	(2013-14)	0	(2014-15)	0	0	0 (Zero)	0
(2013-14)	0	0	(2014-15)	0	(2015-16)	0	0	0 (Zero)	0
(2014-15)	10	7	(2015-16)	0	(2016-17)	7	7	228000 (Two lakh twenty eight thousand)	0

PG [6 Years Program(s)]: Placement & higher studies for previous 3 years

Academic Year	No. of first year students intake in the year	No. of first year students admitted in the year	Academic Year	No. of students graduating in minimum stipulated time	No. of students placed	Median salary of placed graduates (Amount in Rs.)	No. of students selected for Higher Studies
(2009-10)	30	30	(2014-15)	30	8	216000 (Two lakh sixteen thousand)	22
(2010-11)	30	30	(2015-16)	30	17	216000 (Two lakh sixteen thousand)	13
(2011-12)	30	30	(2016-17)	30	13	228000 (Two lakh twenty eight thousand)	17

Ph.D Student Details



PRINCIPAL
K.V.S.R. SIDDHARTHA COLLEGE OF
PHARMACEUTICAL SCIENCES
VIJAYAWADA-520 010.

Ph.D (Student pursuing doctoral program till 2016-17; Students admitted in the academic year 2017-18 should no be entered here).

	Total Students
Full Time	3
Part Time	20

No. of Ph.D students graduated (including Integrated Ph.D)

	2016-17	2015-16	2014-15
Full Time	0	0	0
Part Time	2	4	4

Financial Resources: Utilised Amount for the Capital & Operational expenditure for previous 3 years

Financial Year	2016-17	2015-16	2014-15
	Utilised Amount	Utilised Amount	Utilised Amount
Annual Capital Expenditure on Academic Activities and Resources (excluding expenditure on buildings)			
Library	336922 (Three lakhs thirty six thousand nine hundred and twenty two)	162697 (one lakh sixtytwo thousand six hundred and ninety seven)	263509 (Two lakhs sixty three thousand five hundred and nine)
New Equipment for Laboratories	39855 (Thirty nine thousand eight hundred and fifty five)	49875 (Forty nine thousand eight hundred and seventy five)	994408 (Nine lakhs ninety four thousand four hundred and eight)
Engineering Workshops	0 (not applicable)	0 (not applicable)	0 (not applicable)
Studios	0 (not applicable)	0 (not applicable)	0 (not applicable)
Other expenditure on creation of Capital Assets (excluding expenditure on Land and Building)	0 (not applicable)	0 (not applicable)	0 (not applicable)
Annual Operational Expenditure			
Salaries (Teaching and Non Teaching staff)	22424703 (Two crores twenty four lakhs twenty four thousand seven hundred and three)	20792621 (Two crores seven lakhs ninety two thousand six hundred and twenty one)	19442881 (One crore ninety four lakhs forty two thousand eight hundred and eighty one)
Maintenance of Academic Infrastructure or consumables, other running expenditures etc. (excluding maintenance of hostels and allied services)	9674563 (Ninety six lakhs seventy four thousand five hundred and sixty three)	8410598 (Eighty four lakhs ten thousand five hundred and ninety eight)	11134902 (One crore eleven lakhs thirty four thousand nine hundred and two)
Seminars/Conferences/Workshops	122480 (One lakh twenty two thousand four hundred and eighty)	193358 (One lakh ninety three thousand three hundred fifty eight)	273013 (Two lakhs seventy three thousand thirteen)

Earning From Patents(IPR)

Financial Year	2016-17	2015-16	2014-15
Earning From Patents (Amount in Rupees)	0	0	0
Enter Amount in Words	Not applicable	Not applicable	Not applicable

Sponsored Research Details

Financial Year	2016-17	2015-16	2014-15
----------------	---------	---------	---------



PRINCIPAL
K.V.S.R. SIDDHARTHA COLLEGE OF
PHARMACEUTICAL SCIENCES
VIJAYAWADA-520 010.

Financial Year	2016-17	2015-16	2014-15
Total no. of Sponsored Projects	2	1	2
Total no. of Funding Agencies	1	1	2
Total Amount Received (Amount in Rupees)	2443016	1044927	1703667
Amount Received in Words	Twentyfour lakhs forty three thousand sixteen	Ten lakhs forty four thousand nine hundred twenty seven	Seventeen lakhs three thousand six hundred and sixty seven

Consultancy Project Details

Financial Year	2016-17	2015-16	2014-15
Total no. of Consultancy Projects	1	0	0
Total no. of Client Organizations	1	0	0
Total Amount Received (Amount in Rupees)	3100	0	0
Amount Received in Words	Three thousand one hundred	Zero	Zero

PCS Facilities: Facilities of physically challenged students

1. Do your institution buildings have Lifts/Ramps?	Yes, in all the buildings
2. Do your institution have provision for walking aids, including wheelchairs and transportation from one building to another for handicapped students?	Yes, in all the buildings
3. Do your institution buildings have specially designed toilets for handicapped students?	Yes, in some of the buildings

Faculty Details

Srno	Name	Age	Designation	Gender	Qualification	Experience (In Months)	Is Associated Last Year	Currently working with institution?	Joining Date	Leaving Date	Association type
1	Dr A Bharathi	44	Associate Professor	Female	Ph.D	236	Yes	Yes	02-11-1998	---	Regular
2	Dr B Anupama	41	Associate Professor	Female	Ph.D	195	Yes	Yes	05-04-2010	---	Regular
3	Dr Buchi Naidu Nalluri	48	Dean / Principal / Director / Vice Chancellor	Male	Ph.D	191	Yes	Yes	17-03-2010	---	Regular
4	Dr Ch Siva Reddy	40	Professor	Male	Ph.D	144	Yes	Yes	13-10-2010	---	Regular
5	Dr D Jyothirmayee	36	Associate Professor	Female	Ph.D	121	Yes	Yes	05-07-2007	---	Regular
6	Dr G Devala Rao	53	Dean / Principal / Director / Vice Chancellor	Male	Ph.D	333	Yes	Yes	01-09-1994	---	Regular
7	Dr G Ramanaiah	45	Associate Professor	Male	Ph.D	237	Yes	Yes	02-11-1998	---	Regular
8	Dr G Vijay kumar	42	Professor	Male	Ph.D	213	No	Yes	27-10-2017	---	Regular
9	Dr K Naveen Babu	45	Professor	Male	Ph.D	212	Yes	Yes	03-07-2010	---	Regular



PRINCIPAL
K.U.S.R. SIDDHARTHA COLLEGE OF
PHARMACEUTICAL SCIENCES
VIJAYAWADA-520 010.

10	Dr M Vijaya Lakshmi	38	Associate Professor	Female	Ph.D	146	Yes	Yes	13-08-2012	---	Regular
11	Dr N Kanaka Durga Devi	45	Associate Professor	Female	Ph.D	236	Yes	Yes	14-12-2006	---	Regular
12	Dr T Devadoss	38	Associate Professor	Male	Ph.D	133	No	Yes	30-10-2017	---	Regular
13	Dr T P Rao	48	Associate Professor	Male	Ph.D	262	Yes	Yes	09-10-2006	---	Regular
14	Dr V Karuna Sree	45	Associate Professor	Female	Ph.D	235	Yes	Yes	02-11-1998	---	Regular
15	Dr V Rama Krishna	53	Associate Professor	Male	Ph.D	332	Yes	Yes	09-08-1996	---	Regular
16	Miss A Lakshmi Pavani	26	Lecturer	Female	Doctor of Pharmacy	16	Yes	Yes	15-03-2016	---	Regular
17	Miss K Viswa Srujani	25	Lecturer	Female	Doctor of Pharmacy	1	No	Yes	15-09-2017	---	Regular
18	Miss N Krishna Sree	26	Assistant Professor	Female	M. Pharm	21	Yes	Yes	03-01-2015	---	Regular
19	Miss T Sarada Mrinalini	25	Lecturer	Female	M. Pharm	13	No	Yes	15-09-2017	---	Regular
20	Smt G Rajasree	29	Lecturer	Female	Doctor of Pharmacy	17	Yes	Yes	13-02-2016	---	Regular
21	Smt K Haritha	28	Assistant Professor	Female	M. Pharm	21	Yes	Yes	02-01-2015	---	Regular
22	Smt K Saritha	39	Assistant Professor	Female	M. Pharm	120	No	Yes	23-10-2017	---	Regular
23	Smt K Vasantha	28	Lecturer	Female	M. Pharm	1	No	Yes	04-10-2017	---	Regular
24	Smt N Lakshmi Sudeepthi	31	Assistant Professor	Female	M. Pharm	87	Yes	Yes	02-07-2011	---	Regular
25	Smt N V Chenchu LakshmiD	36	Assistant Professor	Female	M. Pharm	107	Yes	Yes	16-08-2010	---	Regular
26	Smt T Sarala Devi	38	Assistant Professor	Female	M. Pharm	143	Yes	Yes	18-08-2005	---	Regular
27	Sri Ch Naga Bhushanam	35	Assistant Professor	Male	M. Pharm	106	Yes	Yes	19-10-2009	---	Regular
28	Sri Digpati Roy	55	Associate Professor	Male	M. Pharm	329	Yes	Yes	05-01-2007	---	Regular
29	Sri G Sudhakar Sai Babu	54	Assistant Professor	Male	M. Pharm	252	Yes	Yes	02-09-1996	---	Regular
30	Sri I Madhusudhana Reddy	33	Assistant Professor	Male	Ph.D	102	Yes	Yes	25-07-2016	---	Regular
31	Sri K Anil Kumar	45	Assistant Professor	Male	M. Pharm	166	Yes	Yes	01-06-2006	---	Regular
32	Sri P Raveendra Babu	32	Assistant Professor	Male	M. Pharm	81	Yes	Yes	18-07-2011	---	Regular
33	Sri TVNV Tara Sashank	30	Assistant Professor	Male	M. Pharm	47	Yes	Yes	23-07-2016	---	Regular



[Signature]
PRINCIPAL
K.V.S.R. SIDDHARTHA COLLEGE OF
PHARMACEUTICAL SCIENCES
VIJAYAWADA-520 010.



National Institutional Ranking Framework
Ministry of Human Resource Development
Government of India



DCS Full Report PHARMACY

Institute ID: IR17-PHRM-1-1-2813123028

Institute Name: KVS R SIDDHARTHA COLLEGE OF PHARMACEUTICAL SCIENCES

Status: Submitted Edited: No

Sanctioned (Approved) Intake

Academic Year	2015-16	2014-15	2013-14	2012-13	2011-12
UG [4 Years Program(s)]	100	100	100	100	100
PG [2 Years Program(s)]	54	54	---	---	---

Total Actual Student Strength (Program(s) Offered by Your Institution)

(All programs of all years)	No. of Male Students	No. of Female Students	Total Students	Within State (Including male & female)	Outside State (Including male & female)	Outside Country (Including male & female)	Economically Backward (Including male & female)	Socially Challenged (Including male & female)
UG	59	163	222	222	0	0	49	62
PG	12	54	66	66	0	0	44	22

Placement & Higher Studies


UG [4 Years Program(s)]: Placement & higher studies for previous 3 years

Academic Year	No. of first year students admitted in the year	Academic Year	No. of students admitted (Lateral Entry)	Academic Year	No. of students graduating in minimum stipulated time	No. of students placed through campus placement	Median salary of placed graduates (Amount in Rs.)	No. of students placed through higher studies
(2010-11)	57	(2011-12)	11	(2013-14)	64	0	0 (zero)	5
(2011-12)	60	(2012-13)	3	(2014-15)	59	0	0 (Zero)	4
(2012-13)	45	(2013-14)	3	(2015-16)	43	25	18000 (Eighteen Thousand)	1

PG [2 Years Program(s)]: Placement & higher studies for previous 3 years

Academic Year	No. of first year students admitted in the year	Academic Year	No. of students graduating in minimum stipulated time	No. of students placed through campus placement	Median salary of placed graduates (Amount in Rs.)	No. of students placed through higher studies
(2012-13)	39	(2013-14)	39	5	15000(Fifteen thousand)	34
(2013-14)	41	(2014-15)	40	13	18000(Eighteen Thousand)	27
(2014-15)	32	(2015-16)	31	15	18000(Eighteen Thousand)	16

Entrepreneurship



PRINCIPAL
K.V.S.R. SIDDHARTHA COLLEGE OF
PHARMACEUTICAL SCIENCES
VIJAYAWADA-520 010

No. of sustained spin-off companies set up over the previous 5 years (2011-2016)(Companies started by the Students/Alumni/Faculty in the institutions business incubators): []

Top University Admission Data

No. of graduating students from your institution who were admitted into Top University/Institution to pursue higher studies in the year 2015-16: [8]

No. of PG students admitted into your institutions from Top Institution in the year 2015-16: [5]

No. of Ph.D students admitted into your institutions from Top Institution in the year 2015-16: [0]

Total No. of PG & Ph.D students admitted: [5]

Ph.D Student Details

No. of Ph.D students graduated (including Integrated Ph.D)

2015-16	2014-15	2013-14
0	0	0

Financial Resources: Utilised Amount for the Capital & Operational expenditure for previous 3 years

Financial Year	2015-16 Utilised Amount	2014-15 Utilised Amount	2013-14 Utilised Amount
Annual Capital Expenditure on Academic Activities and Resources (excluding expenditure on buildings)			
Library	162697 (One Lakh Sixty Two thousand six hundred and ninety seven)	263509 (Two Lakh sixty three thousand five hundred and nine)	363241 (Three thousand two hundred and ninety seven)
New Equipment for Laboratories	49875 (forty nine thousand eight hundred and seventy five)	994408 (Nine lakhs ninety four thousand four hundred and eight)	785810 (Seven thousand eight hundred and ten)
Engineering Workshops	0 (Zero)	0 (Zero)	0 (Zero)
Studios	0 (Zero)	0 (Zero)	0 (Zero)
Other suitably identified academic activities	0 (Zero)	0 (Zero)	0 (Zero)
Annual Operational Expenditure			
Salaries (Teaching and Non Teaching staff)	20792621 (Two crores seven lakhs ninety two thousand six hundred twenty one)	19442881 (One crore ninety four lakhs four thousand two hundred eighty one)	18786608 (One lakh eighty six thousand eight hundred and eight)
Maintenance of Academic Infrastructure or consumables, other running expenditures, Seminars/Conferences/Workshops etc. (excluding maintenance of hostels and allied services)	8510253 (Eighty five lakhs ten thousand two hundred and fifty three)	11957270 (One crore nineteen lakhs fifty seven thousand two hundred and seventy)	11811666 (One lakh eighty one thousand six hundred and six)

Women Diversity

No. of women members in senior administrative positions, such as Head of Departments, Dean or Institute Heads in previous academic year (2015-16): [2]

IPR



K.V.S.R. SIDDHARTHA COLLEGE OF PHARMACEUTICAL SCIENCES
 VIJAYAWADA-520 010.

Calendar Year	2015	2014	2013
No. of Patents Filed	0	0	0
No. of Patents Published	0	0	0
No. of Patents Granted	0	0	0
No. of Patents Licensed	0	0	0

Did your institution transferred atleast one technology in the previous three years?: No

Financial Year	2015-16	2014-15	2013-14
Earning From Patents (Amount in Rupees)	0	0	0
Enter Amount in Words	Zero	Zero	Zero

Sponsored Research Details

Financial Year	2015-16	2014-15	2013-14
Total no. of Sponsored Projects	2	1	1
Total no. of Funding Agencies	2	1	1
Total Amount Received (Amount in Rupees)	1028261	837000	866667
Amount Received in Words	Ten Lakhs Twenty eight thousand two hundred and sixty one	Eight Lakhs Thirty seven thousand	Eight Lakhs Sixty Six Thousand six seven

Consultancy Project Details

Financial Year	2015-16	2014-15	2013-14
Total no. of Consultancy Projects	0	0	0
Total no. of Client Organizations	0	0	0
Total Amount Received (Amount in Rupees)	0	0	0
Amount Received in Words	Zero	Zero	Zero

Executive Development Program

Financial Year	2015-16	2014-15	2013-14
Total no. of Executive Development Programs	4	3	3
Total no. of Participants	500	400	425
Total Annual Earnings (Amount in Rupees)	150000	80000	106250
Total Annual Earnings in Words	One lakh fifty thousand only	Eighty thousand Only	One lakh Six Thousand Two Hundred and Fifty

Facilities of physically challenged students



K.V.S.R. SIDDHARTHA COLLEGE OF
PHARMACEUTICAL SCIENCES
VIJAYAWADA-520 010.

1. Do your institution buildings have Lifts/Ramps?	Yes,
2. Do your institution have provision for walking aids, including wheelchairs and transportation from one building to another for handicapped students?	Yes,
3. Do your institution buildings have specially designed toilets for handicapped students?	Yes,

Uploaded Prescribed Formats

Srno	Format Name	Uplod
1	Consultancy Project Details (Parameter 2D)	No
2	Entrepreneurship Details (Parameter 3A)	No
3	Executive Development Program Details (Parameter 2D)	No
4	Placement Data (Parameter 3A)	No
5	Higher Studies Data (Parameter 3A)	No
6	Sponsored Research Details (Parameter 2D)	No
7	Top University Details (Parameter 3D)	No
8	Top University Details (Parameter 5D)	No

Have you uploaded the all prescribed formats in your website/url/weblocation?:

Faculty Details

Srno	Name	Age	Designation	Gender	Qualification	Experience (In Months)	Is Associated Last Year	Currently working with institution?	No. of Joinings	Joining Date 1	Leaving Date 1	Joining Date 2	Leaving Date 2	Joining Date 3
1	Dr A Bharathi	43	Assistant Professor	Female	Ph.D	216	Yes	Yes	Once	1998-11-02				
2	Dr B Anupama	40	Assistant Professor	Female	Ph.D	12	Yes	Yes	Once	2015-08-29				
3	Dr Buchi Naidu Nalluri	47	Professor	Male	Ph.D	72	Yes	Yes	Once	2010-03-17				
4	Dr Ch Siva Reddy	39	Professor	Male	Ph.D	72	Yes	Yes	Once	2010-08-13				
5	Dr D Jyothirmayee	35	Assistant Professor	Female	Ph.D	12	Yes	Yes	Once	2015-08-29				
6	Dr G DEVALA RAO	52	Professor	Male	Ph.D	276	Yes	Yes	Once	1994-09-01				
7	Dr G Ramanaiah	44	Assistant Professor	Male	Ph.D	216	Yes	Yes	Once	1998-11-02				
8	Dr K Naveen Babu	44	Professor	Male	Ph.D	72	Yes	Yes	Once	2010-07-03				
9	Dr M Vijaya Lakshmi	37	Assistant Professor	Female	Ph.D	48	Yes	Yes	Once	2012-08-13				
10	Dr N Kanaka Durga Devi	44	Assistant Professor	Female	Ph.D	120	Yes	Yes	Once	2006-12-14				
11	Dr T P Rao	47	Assistant Professor	Male	Ph.D	120	Yes	Yes	Once	2006-10-09				



PRINCIPAL
K.V.S.R. SIDDHARTHA COLLEGE OF
PHARMACEUTICAL SCIENCES
VIJAYAWADA-520 010.

12	Dr V Karuna Sree	44	Assistant Professor	Female	Ph.D	216	Yes	Yes	Once	1998-11-02
13	Dr V Rama Krishna	52	Assistant Professor	Male	Ph.D	240	Yes	Yes	Once	1996-08-09
14	Miss A Lakshmi Pavani	25	Lecturer	Female	Doctor of Pharmacy	7	No	Yes	Once	2016-03-15
15	Miss N Krishna Sree	25	Lecturer	Female	M. Pharm	20	Yes	Yes	Once	2015-01-31
16	Mr L Vinay Sekhar	44	Other	Male		20	Yes	Yes	Once	2015-02-16
17	Smt G Rajasree	28	Lecturer	Female	Doctor of Pharmacy	8	No	Yes	Once	2016-02-13
18	Smt K Haritha	27	Lecturer	Female	M. Pharm	20	Yes	Yes	Once	2015-01-02
19	Smt N Lakshmi Sudeepthi	30	Lecturer	Female	M. Pharm	60	Yes	Yes	Once	2011-07-02
20	Smt N V Chenchu Lakshmi D	35	Lecturer	Female	M. Pharm	72	Yes	Yes	Once	2010-08-16
21	Smt T Sarala Devi	37	Lecturer	Female	M. Pharm	132	Yes	Yes	Once	2005-08-18
22	Sri Ch Naga Bhushanam	34	Lecturer	Male	M. Pharm	84	Yes	Yes	Once	2009-10-19
23	Sri Digpati Roy	54	Assistant Professor	Male	M. Pharm	108	Yes	Yes	Once	2007-01-05
24	Sri G Sudhakar Sai Babu	53	Assistant Professor	Male	M. Pharm	240	Yes	Yes	Once	1996-09-02
25	Sri I Madhusudhana Reddy	32	Lecturer	Male	M. Pharm	2	No	Yes	Once	2016-07-25
26	Sri K Anil Kumar	44	Lecturer	Male	M. Pharm	120	Yes	Yes	Once	2006-06-01
27	Sri P Raveendra Babu	31	Lecturer	Male	M. Pharm	62	Yes	Yes	Once	2011-07-18
28	Sri TVNV Tara Sashank	29	Lecturer	Male	M. Pharm	2	No	Yes	Once	2016-07-23



PRINCIPAL
K.V.S.R. SIDDHARTHA COLLEGE OF
PHARMACEUTICAL SCIENCES
VIJAYAWADA-520 010.